

# Contents

<b>Selecting Your Guitar</b> .....	3	<b>Notes on the Sixth String: Introducing E</b> .....	24
<b>Book 1 Review</b> .....	4	<i>Six Open Strings</i>	
<b>Notes on the Fourth String: Introducing D</b> .....	6	<i>Giraffe Under the Staff</i>	
<i>Four Open Strings</i>		<i>Two E's</i>	
<i>I Choose Guitar</i>		<b>Notes on the Sixth String: Introducing F</b> .....	26
<i>The Half-Note Slash</i>		<i>The Fermata</i>	
<i>The Lone Star Trail</i>		<i>Dad's Classic Car</i>	
<b>Introducing Four-String Chords</b> .....	8	<i>Sakura</i>	
<i>The Four-String G Chord</i>		<b>Notes on the Sixth String: Introducing G</b> .....	28
<i>The Four-String G<sup>7</sup> Chord</i>		<i>All the Notes I Know So Far</i>	
<i>New Chord Exercise</i>		<i>Do-Re-Mi Is for Me!</i>	
<i>Rock Me Mozart</i>		<i>Spy Rock</i>	
<b>Notes on the Fourth String: Introducing E</b> ...	10	<i>The Farmer in the Dell</i>	
<i>On My Horse</i>		<i>B.I.N.G.O.</i>	
<i>Old MacDonald Had a Farm</i>		<b>Notes on the First String: Introducing High A</b> ...	32
<b>Introducing the Four-String C Chord</b> .....	11	<i>Back to Russia</i>	
<i>Common Time</i>		<i>The Riddle Song</i>	
<i>C Blues</i>		<b>Pickup Measures</b> .....	34
<b>Notes on the Fourth String: Introducing F</b> ...	12	<i>A-Tisket, A-Tasket</i>	
<i>Baseball</i>		<i>The Yellow Rose of Texas</i>	
<i>Reuben, Reuben</i>		<b>Tempo Signs</b> .....	36
<b>Dotted Half Notes &amp; <math>\frac{3}{4}</math> Time</b> .....	14	<i>Three-Tempo Rock</i>	
<i>Three Is for Me!</i>		<i>1812 Overture</i>	
<b>Playing Two Notes at Once</b> .....	15	<b>Reading Three-String Chords as Notes</b> .....	38
<i>Daisy Bell</i>		<i>Theme from Carmen</i>	
<b>Notes on the Fifth String: Introducing A</b> .....	16	<b>Reading Four-String Chords as Notes</b> .....	39
<i>Five Open Strings</i>		<i>Rockin' with Chords</i>	
<i>Trash Truck</i>		<b>Bass-Chord Accompaniment</b> .....	40
<i>Scarborough Fair</i>		<i>Can-Can (duet)</i>	
<b>Notes on the Fifth String: Introducing B</b> .....	18	<b>Dynamics</b> .....	42
<i>Cleaning Up</i>		<i>Theme from Beethoven's Fifth Symphony</i>	
<i>My Pet Cat</i>		<i>The Whole Rest</i>	
<b>Notes on the Fifth String: Introducing C</b> .....	20	<i>The Desert Song (duet)</i>	
<i>Barking Song</i>		<i>Echo Rock</i>	
<i>Volga Boatmen</i>		<b>Ties</b> .....	44
<i>Peter Gray</i>		<i>Shenandoah</i>	
<i>The Dotted-Half-Note Slash</i>		<i>When the Saints Go Marching In (duet)</i>	
<i>Liebestraum</i>		<b>Music Matching Games</b> .....	46
<i>A Minor Boogie</i>		<b>Fingerboard Chart</b> .....	47
		<b>Chord Encyclopedia</b> .....	47
		<b>Certificate of Promotion</b> .....	48

# Notes on the Fourth String


## Introducing D

A note on the space below the staff is called D. You already know D on the 2nd string. This D is on the 4th string and sounds lower than D on the 2nd string. To play this note, pick the open 4th string.

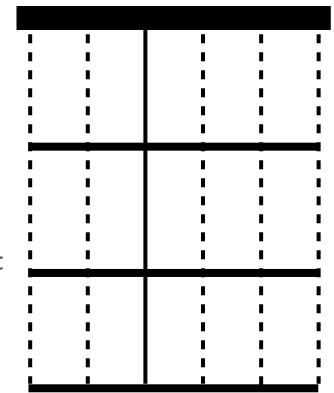
Hear this note!



Track 3



D Open



Track 4


### D Warm-up



## Four Open Strings



Track 5




D string, new string, then three old strings: D, G, B, E. Now, that's ea - sy!


## I Choose Guitar



Track 6



Trum-pets, cel - los and the flute are ve - ry nice to lis - ten to,



but the in - stru - ment I choose to play is the gui - tar.



\*A finger number is now only shown the first time a note appears in a tune.



# Reading Four-String Chords as Notes

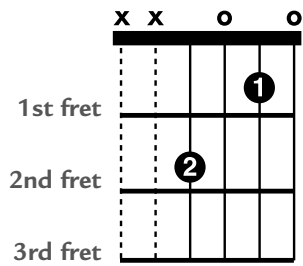
Here are the four-string versions of the chords on the previous page, shown as chords and as notes.

## The Four-String C Chord

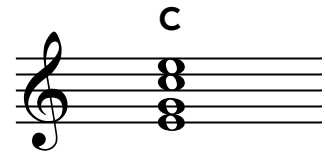
Hear this chord!



Track 72



Here is the chord shown as notes.


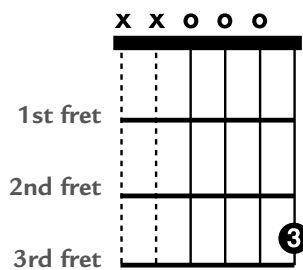


## The Four-String G Chord

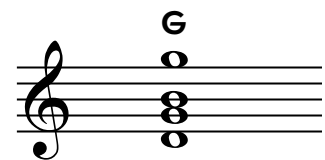
Hear this chord!



Track 73



Here is the chord shown as notes.

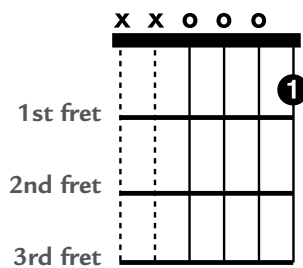


## The Four-String G7 Chord

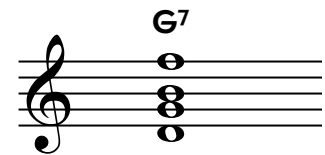
Hear this chord!



Track 74



Here is the chord shown as notes.



## Rockin' with Chords



Track 75

Play this song with and without distortion. Which do you like better?

- Clean Sound (drive off)
- Distorted Sound (drive on)



Moderato

The musical notation consists of three staves in 4/4 time. The first staff starts with a G chord, followed by a G7 chord, then a C chord, and ends with a G chord. The second staff continues with G7 and C chords, including a triplet of eighth notes. The third staff continues with G7, C, G, and C chords, ending with a final G chord.